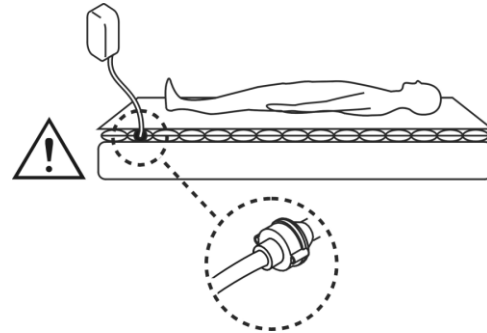




### INSTRUCTIONS



### CONTRAINDICATIONS

Air support therapy is not recommended when spinal stability is a concern.

### INDICATIONS

The Stryker Care•Free Companion Pump is for use with only Stryker (static) air overlays. These products are designed to assist in the prevention and treatment of pressure ulcers.

The Care•Free Companion Pump will automatically inflate the (static) air overlays to the proper level for each individual patient and maintain that level, even if a few pin holes accidentally appear in the cushion.

### LIFE EXPECTANCY

1 Year

### SAFETY PRECAUTIONS

#### WARNING

- If a bulge in the top surface of the overlay is noticed, discontinue use and call your dealer. **A bulge may cause the patient to roll over when not desired, potentially resulting in serious injury or death.**

#### CAUTION

- Check patient's skin regularly. Consult physician if any redness or skin break occurs. **Serious injury could result if the patient's skin condition is left untreated.**
- Do not place the pump in the patient's bed, in contact with the patient, or under sheets or other coverings. **This could cause serious injury or could affect pump performance.**

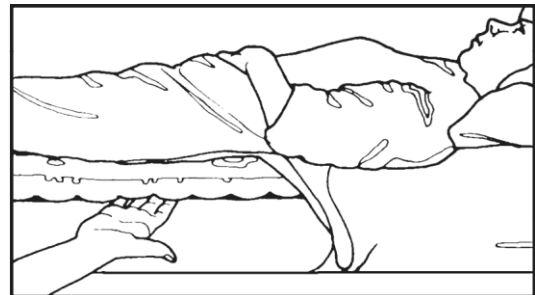
**Note:** Product is for use in U.S. and Canada only.

1. Place the pump on a flat surface or hang using hooks to secure to bed frame.
2. Position overlay on mattress with air valve at foot end of bed. Place corner straps of overlay around bed mattress. Apply bed linens loosely to overlay.
3. Attach the screw cap of the pump hose to the air valve of the overlay.
4. Plug the power cord into a properly grounded outlet. Inflation will begin. Place patient on overlay.
5. Perform a **HAND CHECK** after two hours and every eight hours thereafter.

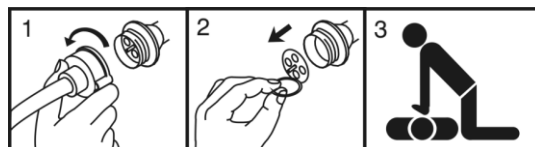
To perform the **HAND CHECK**:

With the patient on his or her back, slide hand, flat and palm up, between the overlay and the mattress. Hand should be directly under the patient's buttocks. If the patient's body is not in direct contact with hand, the system is operating effectively.

If the pump has been on for over two hours and the patient's body is in direct contact with hand, the system is not operating properly. Discontinue use and call local dealer.



#### WARNING CPR DEFLATE




Deflate before CPR.

**CLEANING**

The pump housing should be cleaned between patients.

1. Before cleaning, unplug the pump.
2. Clean housing with soap, water and damp cloth.
3. Wipe pump dry with a clean cloth before operating.
4. Do not submerge in water.
5. Do not autoclave.

**TECHNICAL DATA**

Catalog	CF300
Voltage	120V
Input Current	0.08 A
Overcurrent Protection	¼ A – 125V (non-replaceable)
Frequency	60 Hz
Operating Temperature	60° – 95°F (16° - 35°C)
Storage Temperature	20° – 140°F (-5° - 60°C)
	Class II, double insulated
	Type BF equipment
	UL60601-1, CSA C22.2
	IPXO, enclosed equipment without protection against ingress of water.
	Not suitable for use in the presence of a flammable anesthetic mixture with air or with oxygen (O <sub>2</sub> ) or nitrous oxide (N <sub>2</sub> O).
	Continuous operation
Electromagnetic Compatibility	Meets EN60601-1-2:2003

Functional test requirements are available upon request.

**SYMBOLS**



Warning



Caution, consult accompanying documents



Dangerous voltage



Class II equipment



Type BF equipment



Manufacturer



Model or Catalogue number

**WARRANTY**

Stryker Medical warrants that the CF300 Care•Free Companion® Pump should be free from manufacturing non-conformances that affect product performance and customer satisfaction for a period of one (1) year after date of delivery. Stryker's obligation under this warranty is expressly limited to supplying replacement parts.

**CONTACT**

If you have purchased this pump through a local dealer and are experiencing problems, please contact that local dealer for assistance. For additional assistance, contact our Customer Service or Technical Support at:

Telephone: 1 800 327-0770  
1 269 324-6500



Manufactured For  
Stryker Medical  
3800 E. Centre Ave.  
Portage, Michigan 49002  
USA

MADE IN CHINA