




REF DHP610 Size: 25" x 64" (63 x 162cm)
MUL-T-BLANKET® Hyper/Hypothermia Blanket
with Colder Connectors 



(01) 1 0608236 02628 2

Intended Use

This single patient use blanket is designed to be used with a Stryker Hyper/Hypothermia machine having Medi-Therm Colder connector hoses. Maximum benefit to patient at the greatest margin of safety requires a thorough knowledge and understanding of the correct operation and application of the machine. Refer to the Medi-Therm operations manual prior to use.

WARNING

- To avoid the risk of patient injury, at least every 20 minutes, or as directed by a physician, check patient's temperature and skin condition of areas in contact with blanket. Also, check blanket water temperature.
- Risk of cross-contamination (e.g. Infection, allergic reaction). Product is for single patient use.

Note:

- Sharp objects in contact with blanket may cause tears.
- Using pins to secure blanket may cause leakage.
- Hose clamps must be open to operate machine.
- Patient can be positioned directly on nonwoven surface. No sheet is required.

Specifications

Material	EVA/PE, Rayon
Expected Life	30 days or single patient use

Operating Procedures

- Close the pinch clamps on the connector hose and Stryker blanket.
- Attach the connector hoses to the machine. (See machine operating instructions.)
- Attach the connector hoses to the blankets.
 - Insert male fittings of blanket into female fittings of hose. Press until click is heard.
 - When fittings are fully inserted, pull lightly to assure connectors are locked.
- Open all clamps on the connector hose and the blanket.
- Insert the power cord into ground receptacle. Turn machine on. Check that the blanket is filled. Refer to the Medi-Therm Operations Manual.

Cleaning Instructions

Clean product with soap and water. Wipe dry. Do not use solvents or alcohol.







Disconnecting Instructions

- Turn off the machine and allow most of the water to drain back into the machine (approximately 10 minutes).
- Close blanket clamps.
- Press release on hose connectors to disconnect blanket.
- Discard blanket after use (per hospital protocol).

Note:

Do not discard machine connector hose after use, save for next use.

Symbols and Definitions

	Warning consult instructions for use		
	Hand Wash Only		Single Patient Use
			No Sharp Objects
	Manufacturer		Model Number

Contact Information

Contact Stryker Customer Service or Technical Support at: 1-800-327-0770 or 1-269-324-6500.



Manufactured for:
 Stryker Medical
 3800 East Centre Avenue
 Portage, Michigan 49002
 USA