


LEGEND Bedside Stand (3-Drawer) Model # 3100-300-100

Operations and Maintenance


PRODUCT IDENTIFICATION LABEL
(Located Underneath Unit)



Kalamazoo, MI 49001
BEDSIDE STAND
 (LEGEND 3-DRAWER)
P/N : 3100-300-100

DISINFECTING HINTS:
 The Center for Disease Control recommends the following: A 1 : 4 mixture of bleach and water. Thoroughly rinse the solution from the product surface.

STRYKER CUSTOMER SERVICE
1-800-327-0770
 MADE IN U.S.A.



REPLACEMENT PARTS LIST		
Part Number	Part Name	
① 3100-200-110	Top Panel – Legend	
② 3100-200-130	Back Panel	
③ 3100-052-731	Plastic Drawer Slide (Pair)	
④ 3100-300-120	End Panel (RH)	
⑤ 3100-200-140	Bottom Panel	
⑥ 3100-052-734	Twin Wheel Hooded Caster	
⑦ 3100-200-108	6" Plastic Drawer	
⑧ 3100-300-150	Front Panel – Legend (3 PCS)	
⑨ 3100-052-738	Pull w/Hardware – Legend (Chrome)	
⑨ 3100-052-735	Pull w/Hardware – Legend (Brass)	
⑩ 3100-200-107	4" Plastic Drawer	
⑪ 3100-300-121	End Panel (LH)	
Warranty: 1 Year Parts and Labor		

Assembly Method

The Select Series bedside stand is constructed using a locking cam and dowel pin arrangement (as shown in figure A). To dismantle the unit, use a #2 Phillips head screwdriver to unlock each cam by rotating the cam in a counter-clockwise direction.

Replacement Parts

An exploded assembly view is provided on the opposite side of this card. Please reference the table shown to the left for parts shown in the exploded assembly view.

Disinfection Procedure

The center for disease control recommends the following:
 A 1:4 mixture of bleach and water. Thoroughly rinse the solution from the product surface.

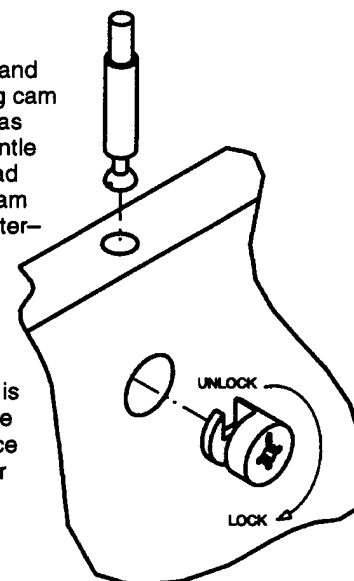


Figure A



Stryker Patient Care offers a full line of med/surg, maternity and critical care beds, furniture and pressure management products.

LEGEND Bedside Stand (3-Drawer) Model # 3100-300-100

