

## Operation

### Safety precautions



#### WARNING

- Do not reuse this product with another patient to avoid the risk of cross-contamination and infection. This product is for single patient use.
- Always check the patient's skin at regular intervals for redness or breaks. If redness or breaks in the skin occur, consult the attending physician.

### Cleaning

1. Clean the product with a clean damp cloth, soap, and water.
2. Wipe dry.
3. Dispose of product according to your local waste management policy. Remove the valve before you dispose of the product.

#### Notes:

- Disinfectant cleaners will degrade the product. Do not use disinfectants, such as solvents, alcohol based products, or Virex TB germicidal products.
- Iodine based disinfectants will stain the product. Staining does not affect the patient nor the use of the product.

## Warranty

Stryker Medical, a division of Stryker Corporation ("Stryker") warrants that its model 2770-200-000 **SofCare** Bariatric Chair Cushion product will be free from defects in manufacturing and workmanship for a maximum of 30 day use period. "Use" period begins when such devices individual package is opened. Stryker's obligation under this warranty is expressly limited to supplying a product replacement, at its option, any product which is, in the sole discretion of Stryker, found to be defective. If requested by Stryker, products for which a claim is made shall be returned prepaid to the factory. Any improper use or any alterations or repair by others in such manner as in Stryker's judgement affects the product materially and adversely shall void this warranty. Any repair of Stryker products using parts not provided or authorized by Stryker shall void this warranty. No employee or representative of Stryker is authorized to change this warranty in any way.

### Warranty exclusion and damage limitations

The express warranty set forth herein is the only warranty applicable to the product. **Any and all other warranties, whether express or implied, including any implied warranty of merchantability or fitness for a particular purpose are expressly excluded by Stryker.** In no event shall Stryker be liable for incidental or consequential damages.

### Return authorization

Product cannot be returned without prior approval from the Stryker Customer Service Department. An authorization number will be provided which must be printed on the returned product. Stryker reserves the right to charge shipping and restocking fees on returned product. Special, modified, or discontinued products are not subject to return.

### Damaged merchandise

ICC Regulations require that claims for damaged product must be made with within fifteen (15) days of receipt of the product. Do not accept damaged shipments unless such damage is noted on the delivery receipt at the time of receipt. Upon prompt notification, Stryker will file a freight claim with the appropriate carrier for damages incurred. Claims will be limited in amount to the actual replacement cost. In the event that this information is not received by Stryker within the fifteen (15) day period following the delivery of the product, or the damage was not noted on the delivery receipt at the time of receipt, the customer will be responsible for payment of the original invoice in full within thirty (30) days of receipt. Claims for any incomplete shipments must be made within thirty (30) days of invoice.

### International warranty clause

This warranty reflects U.S. domestic policy. Warranty outside the U.S. may vary by country. Please contact your local Stryker Medical representative for extra information.

**SofCare®**  
Bariatric Chair Cushion


single patient use

REF 2770-200-000

# stryker®

## Operations Manual



 Stryker Medical  
3800 E. Centre Avenue  
Portage, MI 49002  
USA

**stryker®**

## Introduction

This manual assists you with the operation of the Stryker Model 2770-200-00 **SofCare®** Bariatric Chair Cushion. Read this manual thoroughly before operating this product and keep a copy on file. Set methods and procedures to educate and train your staff on the safe operation of this product.

### Product description

The **SofCare** Bariatric Chair Cushion is a pre-inflated, air-filled product that combines three layers of interlocking air cells to create a contoured support surface. The **SofCare** Bariatric Chair Cushion elevates the sensitive pressure points of the body off the surface of the chair and redistributes the weight of the patient over the entire surface.

### Intended use

The **SofCare** Bariatric Chair Cushion on a patient support surface assists in the prevention and treatment of pressure ulcers. The **SofCare** Bariatric Chair Cushion is for use with patients with existing, or at risk of incurring pressure ulcers. Patient buttocks and hamstring area of the human come in contact with the chair cushion. Usage of this product is in acute or long-term care settings. For example critical care, step down, med/surg, sub-acute, or post anesthesia care unit (PACU). Operators of the chair cushions include trained healthcare professionals or family members.

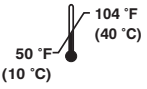

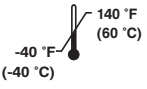

### Expected life

The **SofCare** Bariatric Chair Cushion has a 30 day single patient use expected life under normal use conditions.

### Contraindications

Air support therapy is not recommended when spinal stability is a concern.














### Specifications

| Material  | Vinyl   |   |
|---|---|---|
|   | Dimensions  | 32 in. x 24 in.   |
| Safe Working Load                                       | 700 lb  | 317.5 kg  |
| Operating Ambient Temperature Range and Humidity Limits |    |    |
| Storage Temperature Range and Humidity Limits           |  |  |

Stryker reserves the right to change specifications without notice.

## Introduction

### Symbols

|   |   |  |
|---|---|--|
|  General warning                           |  Operating instructions        |  Safe working load      |
|  Caution                                   |  <b>LOT</b> Batch code         |  Temperature limitation |
|  Manufacturer                              |  No steam or high temperatures |  Humidity limitations   |
|  Model number                              |  No solvents                   |  No sharp objects       |
|  Plastic #3- Polyvinyl Chloride (PVC or V) |   |  |

### WARNING/CAUTION/NOTE DEFINITION

The words **WARNING**, **CAUTION** and **NOTE** carry special meanings and should be carefully reviewed.

#### **WARNING**

Alerts the reader about a situation which, if not avoided, could result in death or serious injury. It may also describe potential serious adverse reactions and safety hazards.

#### **CAUTION**

Alerts the reader of a potentially hazardous situation which, if not avoided, may result in minor or moderate injury to the user or patient or damage to the equipment or other property. This includes special care necessary for the safe and effective use of the device and the care necessary to avoid damage to a device that may occur as a result of use or misuse.

**Note:** Provides special information to make maintenance easier or important instructions clearer.

### Contact information

Contact Stryker Customer Service at 1-800-327-0770.

Stryker Medical  
3800 E. Centre Avenue  
Portage, MI 49002  
USA

Have the Lot batch code of your Stryker product available when calling Stryker Customer Service or Technical Support. Include the Lot batch code in all written communication.

## Operation

### Setting up the chair cushion

1. Remove the chair cushion from the plastic bag (Figure 1).
2. Place the chair cushion with the inflation valves facing downward and to the back of the wheelchair or chair surface (Figure 2 and Figure 3).
3. Immerse the patient into the chair cushion (Figure 4). Make sure that you seat the patient to the back of the chair cushion.

**Note:** Check the patient at regular intervals as directed by hospital protocol.

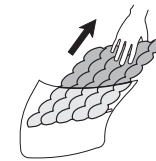


Figure 1




Figure 2



Figure 3



Figure 4