

















Foam Mattress/Bolster Mattress

Operations Manual

REF 7002



Symbols

| | |
|---|---|
|  | Refer to instruction manual/booklet |
|  | Operating instructions/Consult instructions for use |
|  | General warning |
|  | Caution |
|  | Catalogue number |
|  | Serial number |
|  | Manufacturer |
|  | Date of manufacture |
|  | CE mark |
|  | UK Conformity Assessment mark |
|  | Importer |
|  | Unique device identifier |
|  | Authorized representative in the European Community |
|  | Authorized representative in Switzerland |
|  | European medical device |
|  | Safe working load |









| | |
|--|--|
|  | <p>Type B applied part</p> |
|  | <p>Wash by hand</p> |
|  | <p>Do not tumble dry</p> |
|  | <p>Do not dry clean</p> |
|  | <p>Do not iron</p> |
|  | <p>Allow to completely air dry</p> |
|  | <p>Chlorinated bleach</p> |
|  | <p>Conforms to BS 7177:2008 for medium hazard</p> <p>Note - The BS 7177 label shown on the product is blue.</p> <p>REF 7002-5-712</p> <p>REF 7002-2-714</p> |

Table of Contents

| | |
|--|----|
| Warning/Caution/Note Definition | 2 |
| Summary of safety precautions | 2 |
| Introduction | 4 |
| Product description | 4 |
| Intended use | 4 |
| Clinical benefits | 4 |
| Expected life | 5 |
| Disposal/recycle | 5 |
| Contraindications | 5 |
| Specifications | 5 |
| Contact information | 6 |
| Serial number location | 7 |
| Operation | 8 |
| Setup | 8 |
| Managing incontinence and drainage | 8 |
| Cleaning | 9 |
| Disinfecting | 10 |
| Preventive maintenance | 11 |

Warning/Caution/Note Definition

The words **WARNING**, **CAUTION**, and **NOTE** carry special meanings and should be carefully reviewed.

WARNING

Alerts the reader about a situation which, if not avoided, could result in death or serious injury. It may also describe potential serious adverse reactions and safety hazards.

CAUTION

Alerts the reader of a potentially hazardous situation which, if not avoided, may result in minor or moderate injury to the user or patient or damage to the product or other property. This includes special care necessary for the safe and effective use of the device and the care necessary to avoid damage to a device that may occur as a result of use or misuse.

Note - Provides special information to make maintenance easier or important instructions clearer.

Summary of safety precautions

Always read and strictly follow the warnings and cautions listed on this page. Service only by qualified personnel.

WARNING

- Always use linens with the mattress.
 - Do not stick needles into the mattress cover. Holes may allow body fluids to enter the inside (inner core) of the mattress and may cause cross-contamination or product damage.
 - Always use the mattress with compatible bed frames as indicated in the specification section of this manual.
 - Always monitor the patient condition at regular intervals for patient safety.
 - Do not wash the internal components of this mattress. Discard the mattress if contamination is found inside.
 - Do not immerse the mattress in cleaning or disinfectant solutions.
 - Do not allow liquid to pool on the mattress.
 - Do not iron, dry clean, or tumble dry the mattress cover.
 - Always disinfect the mattress following your hospital protocols to avoid the risk of cross-contamination and infection.
 - Do not allow fluid to pool on the mattress.
 - Do not use **Virex®** Tb for product cleaning.
 - Do not use accelerated hydrogen peroxides or quaternaries that contain glycol ethers as they may damage the mattress cover.
 - Always inspect the mattress each time you clean the mattress cover. Follow your hospital protocols and complete preventive maintenance each time you clean the mattress cover. If compromised, remove the mattress from use and replace the product to prevent cross-contamination.
-

CAUTION

- Improper usage of the product can cause injury to the patient or operator. Operate the product only as described in this manual.
- Do not modify the product or any components of the product. Modifying the product can cause unpredictable operation resulting in injury to patient or operator. Modifying the product also voids its warranty.
- Always wipe the product with clean water and dry after you clean or disinfect. Some cleaning and disinfecting agents are corrosive in nature and may cause damage to the product. Failure to rinse and dry the product leaves a corrosive residue on the surface of the product and may cause premature degradation of critical components. Failure to follow these cleaning or disinfecting instructions may void your warranty.
- Cleaning agents and disinfectants with aggressive chemicals will reduce the expected life of the mattress cover.
- Do not allow liquid to seep into the zipper area or watershed cover barrier when you clean the mattress bottom. Fluids allowed to come in contact with the zipper may leak into the mattress.
- Always allow the mattress cover to dry before you store, add linens, or place a patient on the surface. A dry product helps to prevent impaired product performance.

- Do not overexpose the mattress cover to high concentrations of disinfectant solutions as they may degrade the mattress cover.
 - Failure to follow the cleaning instructions from the manufacture and Stryker Operational Manual instructions may affect useful life of the mattress.
-

Introduction

This manual assists you with the operation or maintenance of your Stryker product. Read this manual before operating or maintaining this product. Set methods and procedures to educate and train your staff on the safe operation or maintenance of this product.

CAUTION

- Improper usage of the product can cause injury to the patient or operator. Operate the product only as described in this manual.
 - Do not modify the product or any components of the product. Modifying the product can cause unpredictable operation resulting in injury to patient or operator. Modifying the product also voids its warranty.
-

Note

- This manual is a permanent part of the product and should remain with the product even if the product is sold.
- Stryker continually seeks advancements in product design and quality. This manual contains the most current product information available at the time of printing. There may be minor discrepancies between your product and this manual. If you have any questions, contact Stryker Customer Service.

Product description

The Stryker Model 7002-2-012, 7002-2-014, 7002-5-012, 7002-2-512, 7002-2-514, 7002-5-512, 7002-5-014, 7002-5-712, 7002-5-514, and 7002-2-714 are non-powered foam mattresses. The Stryker Model 7002-4-018, 7002-4-020, 7002-4-518, and 7002-4-520 are non-powered bed extender bolster mattress. The mattresses are for use with compatible bed frames as described in the specification section of this manual.

Intended use

The 7002 mattresses are for use as a rest or sleep surface for human adult patients in a hospital setting. The SV series mattresses are intended to assist in the prevention and treatment of Pressure Ulcer Stages (I, II, III, IV, Unstageable and Deep Tissue Ulcers or all pressure ulcers) and are recommended to be implemented in combination with clinical evaluation of risk factors and skin assessments made by a health care professional.

These mattresses shall be used with a mattress cover at all times. The mattress cover can interact with all external skin.

Operators of these mattresses include healthcare professionals (such as nurses, nurse aids, or doctors).

Stryker promotes the clinical assessment of each patient and appropriate usage by the operator.

The 7002 mattresses are not intended to be:

- used in a home health environment setting
- a sterile product
- used in the presence of flammable anesthetics

Clinical benefits

Assists in the prevention and treatment of all pressure ulcers or pressure injuries

Expected life

The 7002 mattresses each have a one year expected life under normal use, conditions, and with appropriate periodic maintenance.

Disposal/recycle


Always follow the current local recommendations and/or regulations governing environmental protection and the risks associated with recycling or disposing of the equipment at the end of its useful life.

Contraindications

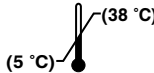
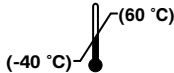
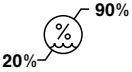
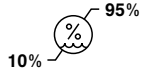
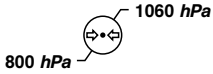
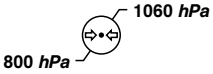
None known.

Specifications

See mattress label for applicable flammability standards.

| | | | | | |
|---|--|-------------------|-------------------|-------------------|-------------------|
|  Safe working load | 215 kg | | | | |
| Note - Do not exceed the maximum patient weight of the bed frame. See the operations manual for the bed frame. | | | | | |
| Model with flame barrier | 7002-2-714 597-1, 597-2, BS 6807:2006, BS 7177:2008 | | | | |
| Length | 2000 mm | | | | |
| Width | 860 mm | | | | |
| Thickness | 140 mm | | | | |
| Weight | 8.8 kg | | | | |
| Model with flame barrier | 7002-5-712 597-1, 597-2, BS 6807:2006, UNI 9175, BS 7177:2008 | | | | |
| Length | 2000 mm | | | | |
| Width | 860 mm | | | | |
| Thickness | 120 mm | | | | |
| Weight | 9.2 kg | | | | |
| Model with flame barrier | 7002-2-512 | 7002-2-514 | 7002-5-512 | 7002-4-518 | 7002-4-520 |
| BS EN597-1, BS EN597-2 | | | | | |
| Length | 2000 mm | 2000 mm | 2000 mm | 330 mm | 330 mm |
| Width | 860 mm | 860 mm | 860 mm | 710 mm | 710 mm |
| Thickness | 120 mm | 140 mm | 120 mm | 180 mm | 200 mm |
| Weight | 7.7 kg | 8.8 kg | 9.2 kg | 1.6 kg | 1.8 kg |

| | | | | | |
|---------------------------------|--|-------------------|-------------------|-------------------------------------|-------------------|
| Model | 7002-2-012 | 7002-2-014 | 7002-5-012 | 7002-4-018 | 7002-4-020 |
| Length | 2000 mm | 2000 mm | 2000 mm | 330 mm | 330 mm |
| Width | 860 mm | 860 mm | 860 mm | 710 mm | 710 mm |
| Thickness | 120 mm | 140 mm | 120 mm | 180 mm | 200 mm |
| Weight | 7.1 kg | 8.2 kg | 8.6 kg | 1.4 kg | 1.6 kg |
| Model | 7002-5-014 BS EN597-1,BS EN597-2 | | | | |
| Length | 2000 mm | | | | |
| Width | 860 mm | | | | |
| Thickness | 140 mm | | | | |
| Weight | 10.5 kg | | | | |
| Model with flame barrier | 7002-5-514 BS EN597-1,BS EN597-2, BS 6807:2006, UNI 9175 | | | | |
| Length | 2000 mm | | | | |
| Width | 860 mm | | | | |
| Thickness | 140 mm | | | | |
| Weight | 11.1 kg | | | | |
| Mattress material | | | | | |
| Foam | Polyurethane | | | | |
| Covering | Polyurethane coated polyester | | | | |
| Compatible bed frames | SV1, SV2. Check the availability of bed frames with your Stryker representative. | | | SV1, SV2 with optional bed extender | |

| Environmental conditions | Operation | Storage and transportation |
|------------------------------------|---|---|
| Ambient temperature |  |  |
| Relative humidity (non-condensing) |  |  |
| Atmospheric pressure |  |  |

Stryker reserves the right to change specifications without notice.

Contact information

Contact Stryker Customer Service or Technical Support at: +1 800-327-0770.

Stryker Medical International
 Kayseri Serbest Bölge Şubesi
 2. Cad. No:17 38070
 Kayseri, Turkey
 Email: infosmi@stryker.com

Phone: + 90 (352) 321 43 00 (pbx)

Fax: + 90 (352) 321 43 03

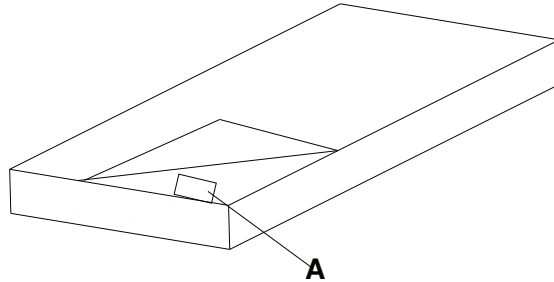
Web: www.stryker.com

Note - The user and/or the patient should report any serious product-related incident to both the manufacturer and the Competent authority of the European Member State where the user and/or patient is established.

To view your operations or maintenance manual online, see <https://techweb.stryker.com/>.

Have the serial number (A) of your Stryker product available when calling your Stryker Customer Service. Include the serial number in all written communication.

Serial number location



You can find the serial number located inside the mattress cover. Unzip the mattress cover to read the product label.

Operation

Setup

WARNING

- Always use linens with the mattress.
 - Do not stick needles into the mattress cover. Holes may allow body fluids to enter the inside (inner core) of the mattress and may cause cross-contamination or product damage.
 - Always use the mattress with compatible bed frames as indicated in the specification section of this manual.
-

To setup the mattress (7002-2-012, 7002-2-014, 7002-5-012, 7002-2-512, 7002-2-514, 7002-5-512, 7002-5-712, 7002-5-014, 7002-5-514, 7002-2-714):

1. Place the mattress on a compatible bed frame.
2. Make sure that you align the mattress with the watershed cover barrier pointing down (see Figure 1).




Figure 1 – Watershed cover barrier

3. Visually inspect that the mattress is between the mattress retainers on each side of the bed frame (Figure 2).




Figure 2 – Mattress retainer

4. Pull the watershed cover barrier over the zipper.
5. Place linens on the mattress before patient use following your hospital protocols.

To setup the bed extender bolster mattress (7002-4-018, 7002-4-020, 7002-4-518, 7002-4-520), see the **SV1, SV2** Operations Manual.

Managing incontinence and drainage

WARNING - Always monitor the patient condition at regular intervals for patient safety.

You can use disposable diapers or incontinence pads to manage incontinence. Always provide appropriate skin care after each incontinence episode.

Cleaning

Cleaning and disinfecting are two separate processes. Clean before disinfecting to make sure that the cleaning agent is effective.

WARNING

- Do not wash the internal components of this mattress. Discard the mattress if contamination is found inside.
 - Do not immerse the mattress in cleaning or disinfectant solutions.
 - Do not allow liquid to pool on the mattress.
 - Do not iron, dry clean, or tumble dry the mattress cover.
-

CAUTION

- Always wipe the product with clean water and dry after you clean or disinfect. Some cleaning and disinfecting agents are corrosive in nature and may cause damage to the product. Failure to rinse and dry the product leaves a corrosive residue on the surface of the product and may cause premature degradation of critical components. Failure to follow these cleaning or disinfecting instructions may void your warranty.
 - Cleaning agents and disinfectants with aggressive chemicals will reduce the expected life of the mattress cover.
 - Do not allow liquid to seep into the zipper area or watershed cover barrier when you clean the mattress bottom. Fluids allowed to come in contact with the zipper may leak into the mattress.
 - Always allow the mattress cover to dry before you store, add linens, or place a patient on the surface. A dry product helps to prevent impaired product performance.
-

Always follow hospital protocols for cleaning and disinfecting.

To clean the mattress cover:

1. Using a clean, soft, damp cloth, wipe the mattress cover with a mild soap and water solution to remove foreign material.
2. Wipe the mattress cover with a clean, dry cloth to remove any excess liquid or cleaning agent.
3. Allow the mattress cover to dry before you return to service.

Disinfecting

WARNING

- Always disinfect the mattress following your hospital protocols to avoid the risk of cross-contamination and infection.
 - Do not immerse the mattress in cleaning or disinfectant solutions.
 - Do not allow fluid to pool on the mattress.
 - Do not use **Virex® Tb** for product cleaning.
 - Do not use accelerated hydrogen peroxides or quaternaries that contain glycol ethers as they may damage the mattress cover.
-

CAUTION

- Always wipe the product with clean water and dry after you clean or disinfect. Some cleaning and disinfecting agents are corrosive in nature and may cause damage to the product. Failure to rinse and dry the product leaves a corrosive residue on the surface of the product and may cause premature degradation of critical components. Failure to follow these cleaning or disinfecting instructions may void your warranty.
 - Always allow the mattress cover to dry before you store, add linens, or place a patient on the surface. A dry product helps to prevent impaired product performance.
 - Do not overexpose the mattress cover to high concentrations of disinfectant solutions as they may degrade the mattress cover.
 - Do not allow liquid to seep into the zipper area or watershed cover barrier when you clean the mattress bottom. Fluids allowed to come in contact with the zipper may leak into the mattress.
 - Cleaning agents and disinfectants with aggressive chemicals will reduce the expected life of the mattress cover.
 - Failure to follow the cleaning instructions from the manufacture and Stryker Operational Manual instructions may affect useful life of the mattress.
-

Suggested disinfectants:

- Quaternaries without glycol ethers
- Phenolic cleaners (active ingredient - o-phenylphenol)
- Chlorinated bleach solution (5.25% - less than 1 part bleach to 100 parts water)
- 70% Isopropyl alcohol

Always follow hospital protocols for cleaning and disinfecting.

To disinfect the mattress cover:

1. Clean and dry the mattress cover before you apply disinfectants.
2. Apply recommended disinfectant solution with pre-soaked wipes or damp cloth. Do not soak the mattress.

Note - Make sure that you follow the disinfectant's instructions for appropriate contact time and rinse requirements.

3. Wipe the mattress cover with a clean, dry cloth to remove any excess liquid or disinfectant.
4. Allow the mattress cover to dry before you return to service.

Preventive maintenance

Remove product from use before you perform preventive maintenance.

WARNING - Always inspect the mattress each time you clean the mattress cover. Follow your hospital protocols and complete preventive maintenance each time you clean the mattress cover. If compromised, remove the mattress from use and replace the product to prevent cross-contamination.

Note - Clean and disinfect the exterior of the mattress before inspection, if applicable.

Inspect the following items:

- _____ Zipper and cover (top and bottom) are free of tears, cuts, holes, or other openings
- _____ Internal components for signs of staining from fluid ingress or contamination by fully unzipping the mattress cover
- _____ Foam and other components have not degraded or come apart

| |
|------------------------|
| Product serial number: |
| Completed by: |
| Date: |



Stryker Medical
3800 E. Centre Avenue
Portage, MI 49002
USA



Stryker EMEA Supply Chain Services B. V.
Frans Maasweg 2
Venlo 5928 SB, The Netherlands